

## Unsurpassed elasticity to ensure compact & safe knotting

- Excellent handling & superior tactile feedback
- Excellent knot security & run-down

### Tyvek Packaging<sup>7</sup>

**Start sterile... Stay sterile** – Superior microbial barrier & moisture resistance

**High tear strength** – Offers durable protection

**Clean peel** - Lesser number of particles release ensures minimal device contamination

Steady performance  
for superior confidence

## ADVALON

### Product Description<sup>5</sup>

Composition	Polyamide
Coating	None
Sizes	USP size 1 to 3-0
Color	Black
Absorption Profile	Non-absorbable
Tensile Strength	Non-absorbable, however progressive hydrolysis of the suture in-vivo may result in gradual loss of its tensile strength over time
Needle Availability	A wide variety of Round Body, Taper Cut, Cutting Needles and Reverse Cutting Needles



**ADVALON**  
Monofilament Synthetic  
Non-Absorbable Surgical Suture

**Ideal selection for  
confidence in skin closure**

SALES & DISTRIBUTION BY

**Boston Scientific**  
Advancing science for life™

For more information please contact:

E-mail - [Surgicalolutions@bsci.com](mailto:Surgicalolutions@bsci.com)

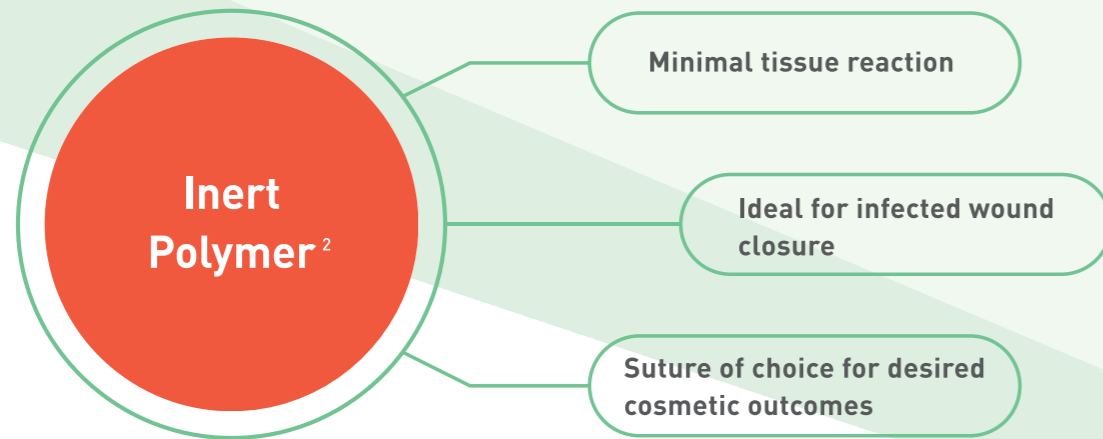
Phone - +91 124 6260500 (board no.)

MANUFACTURED BY

**AMS**  
Advanced MedTech Solutions Pvt. Ltd.

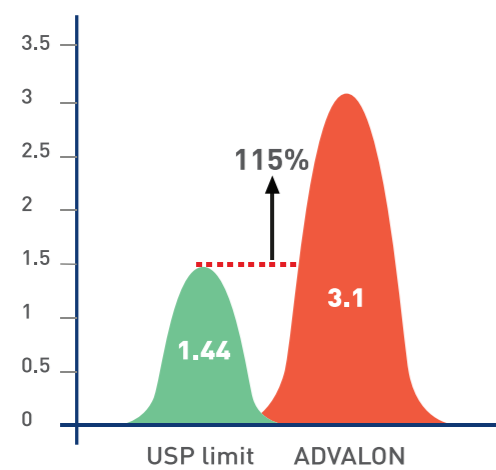
V-0

## ADVALON – Appropriate choice for dermal closure & retention suturing<sup>1</sup>



### High tensile strength- for secure retention suturing

#### Knot pull tensile strength (KgF)<sup>3</sup>



#### REFERENCES

- Physical and Chemical Configuration of Sutures in the Development of Surgical Infection- Department of Plastic Surgery, University of Virginia Medical Center, Charlottesville, Virginia
- Cutaneous Wound Closure Materials: An Overview and Update- J Cutan Aesthet Surg. 2013 Oct-Dec
- Data on file with AMS –Bench test done on Nylon USP size-2-0, 45 mm reverse cutting needle

## Premium needle performance for precise cosmetic outcomes

#### 300 series needle alloy<sup>4</sup>

- Sharp & strong needle for minimal needle bending & breaking
- Minimal tissue trauma to maximize cosmetic outcomes

#### Ribbed body needles<sup>4</sup>

- Superior control pass after pass
- Superior grasping & minimal needle slippage
- Minimal tissue trauma

#### Durable silicon coating<sup>4</sup>

- Minimal penetration force is required from first to the last pass
- Minimal tissue drag & trauma

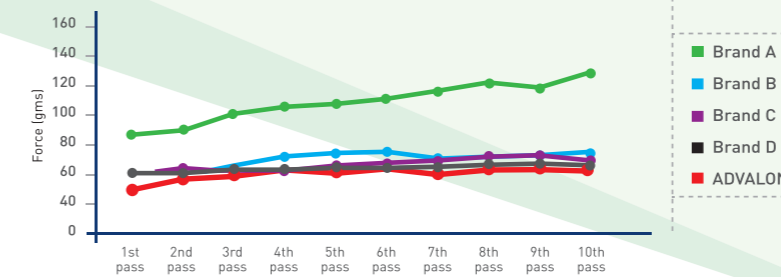
#### No tissue adherence<sup>6</sup>

- Ease of suture removal
- Minimal discomfort to the patient

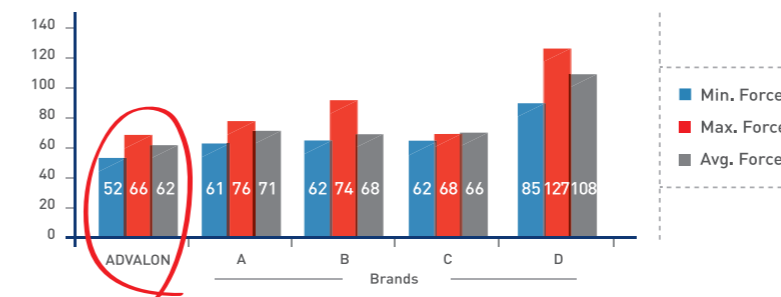
#### Monofilament construction<sup>5</sup>

- Acapillarity effect- Minimal risk of infection transmission
- Smooth passage through the tissue
- Minimal tissue drag & trauma

#### ADVALON V/S other competitors<sup>7</sup>



#### Needle penetration study<sup>7</sup>



#### REFERENCES

- Data on file with AMS
- ADVALON IFU - Data on file with AMS
- Surgical Sutures: An overview- J. Acad. Indus. Res. Vol. 1[12] May 2013
- Data on file with AMS –Bench test done on Nylon USP size-2-0, 45 mm reverse cutting needle