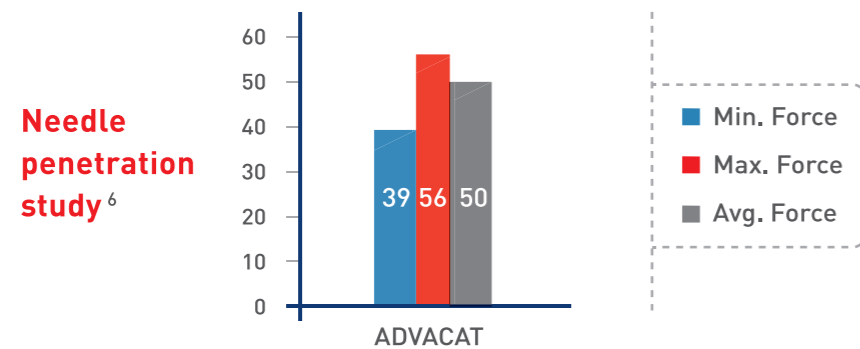


Confidence from start to finish

Durable silicon coating for improved penetration⁴

Minimal penetration force is required from first to the last pass



REFERENCES

3. Advacat IFU- Data on file with AMS

4. Data on file with AMS - Bench test done on chromic Gut USP size 1, 40 mm, 1/2 Circle Round body

ADVACAT

Product Description³

Composition	Purified connective tissue (mostly collagen) derived from sub-mucosal layer of ovine intestine. Chromic catgut is tanned by treating with chromium salts to prolong its resistance to absorption and to color the material to dark brown
Coating	None
Sizes	USP size 2 to 3-0
Color	Yellowish tan, Chromic-brown
Absorption Profile	Chromic & Plain Gut: 90-100 days
Effective Strength Retention	Chromic Gut: 21-25 days, Plain Gut: 10-12 days
Needle Availability	A wide variety of Round Body, Taper Cut, Cutting and Reverse Cutting Needles



Steady performance
for superior confidence

ADVACAT
Purified Collagen Monofilament
Natural Absorbable Surgical Suture

Consistent performance for
confidence in episiotomy repair

SALES & DISTRIBUTION BY

Boston Scientific
Advancing science for life™

For more information please contact:

E-mail - Surgicalsolutions@bsci.com

Phone - +91 124 6260500 (board no.)

MANUFACTURED BY

AMS
Advanced MedTech Solutions Pvt. Ltd.

V-0

ADVACAT assures excellence of collagen purity

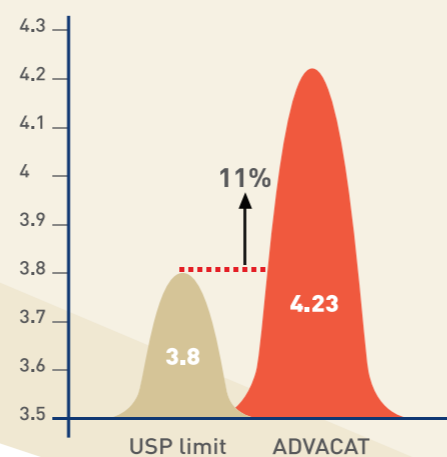
Superior Tensile Strength¹

Excellent wound support throughout the CWHP of 21-25 days

Lesser foreign material into the wound

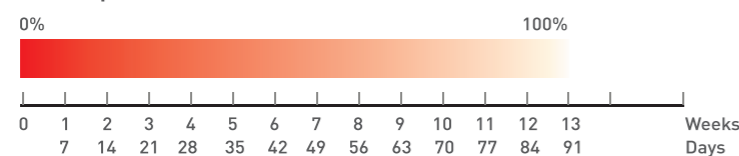
Lesser tissue reactions & improved surgical outcomes

Knot pull tensile strength (KgF)²



Predictable absorption & consistent performance¹

Absorption



Manufacturing expertise & quality control

Consistent quality, assured surgical outcomes

Centerless gauging

- Eliminate high & low spots- uniform diameter along the entire length of every suture strand
- Minimal suture fraying & breakage

Uniform chromicising process

- Extended wound support of 21-25 days
- Predictable absorption & performance
- Uniform high tensile strength for excellent wound support

Desiccate process

- Excellent surface smoothness
- Virtually monofilament suture slides smoothly though the tissue
- Minimal tissue drag & trauma wound support

Nucrel pack for superior pliability & knotting characteristics¹

- Minimal suture memory & coiling
- Excellent handling & flexibility
- Excellent knot security

Premium needles for consistent superior performance

PREMIUM NEEDLES
ensure
UNSURPASSED SUTURING EXPERIENCE

DURABLE COAT RETAINS SHARPNESS... PASS AFTER PASS	Maintains needle sharpness over the duration of procedure, resulting into consistent penetration pass after pass thus less potential for tissue trauma.
RIBBED BODY FOR SUPERIOR CONTROL	For superior grasping and stability of needle in needle forceps.
CHAMFERING MINIMUM SUTURE DETACHMENT	Diminishes chances for suture fracturing at the swage by rounding off the sharp edges of the barrel in the swage area of the needle.
ELECTROPOLISHING SMOOTH & BRIGHT	Makes needle surface free from micro asperities, thus creates ultra sharp edges for lesser tissue drag.

Minimal tissue trauma enables faster recovery

REFERENCES

1. Advacat IFU- Data on file with AMS
2. Data on file with AMS - Bench test done on chromic Gut USP size 1, 40mm, 1/2 Circle Round body